

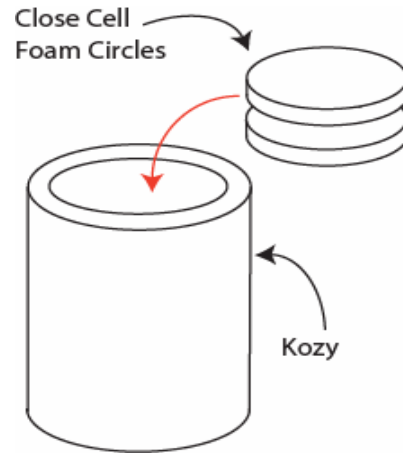
## SPEAR TIP ASSEMBLY WITH HOOK

*Syr Kyppyn Kirkacldy*

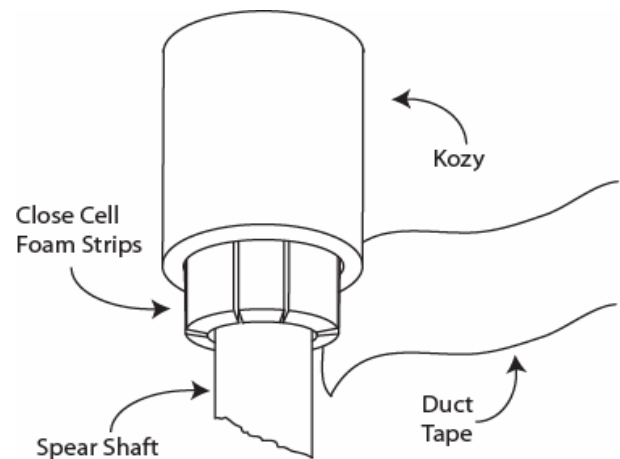
### Supplies:

Kozy cover  
8-10 oz leather  
Close cell foam mat  
1 ¼" hose strap  
Spear shaft  
Duct tape

1. Cut two close cell foam circles and place in end of kozy. Make sure that the center of the kozy bottom has  $\frac{3}{4}$  inch of give.



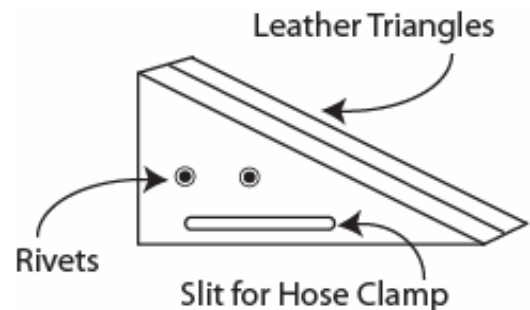
2. Cut several strips of foam that will insert into the kozy and leave 1 ½ outside of the kozy to strap to the shaft.
3. Loosely place duct tape at the end of kozy until covered. Insert shaft into kozy and begin wrapping tape over exposed foam strips tightly, overlapping tape as you wind towards the spear tip.



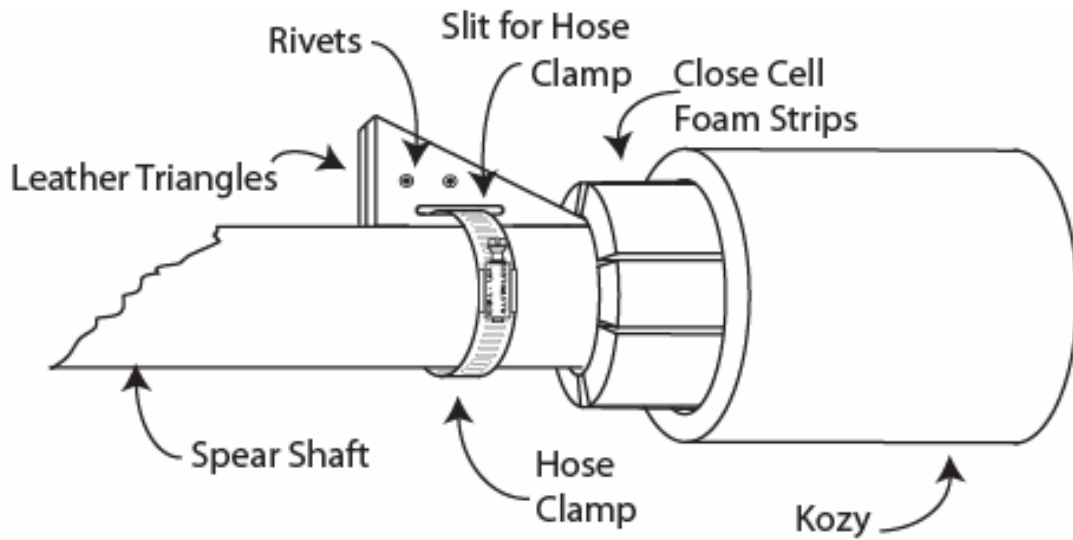
4. Test spear tip for give. Tip should flex slightly, but not too much. If spear tip is loose, add more tape until more rigid.

### To Add Optional Spear Hook -

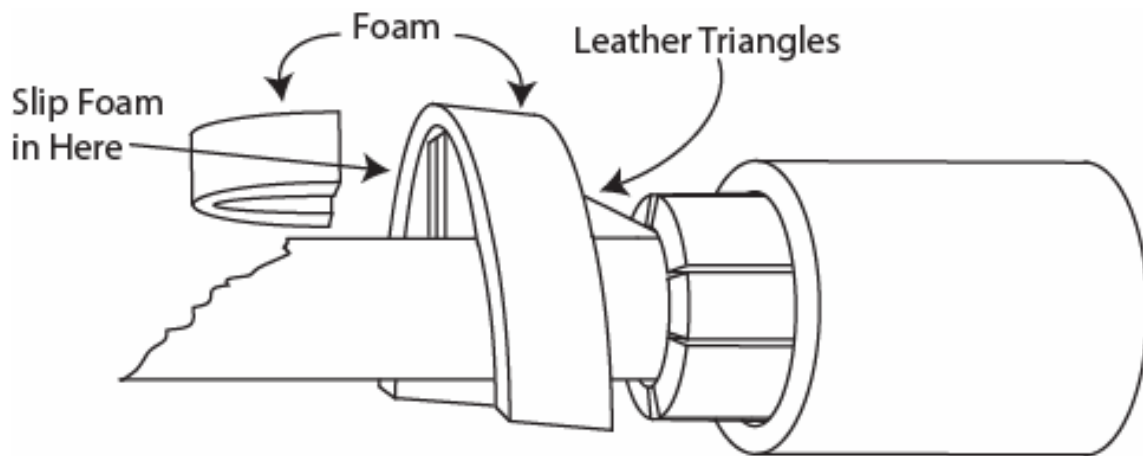
5. To make the spear hook, rivet two to three layers of 8oz leather together into a thick triangle shape half the width of the shaft.



6. Cut a slit through the side touching the shaft and slide a hose clamp through the slit.



7. Cover the hook and hose clamp with adequate foam for safety.



8. Apply tape tightly around foam on the hook and around the circumference of the spear head to make a seamless unit.

